

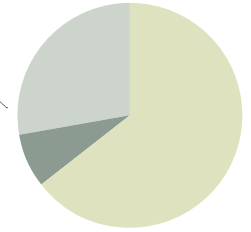
# KEY FACTS AND FIGURES



- We now have over 20,000 students enrolled, an increase of 80% over the past five years.
- Following full institutional and collaborative audits by the Quality Assurance Agency for Higher Education, we were awarded the best possible rating of 'broad confidence' in the soundness of our management, the quality of our programmes and the academic standards of our degrees and other awards, both at UEL and through our partner institutions worldwide.
- We are one of only three UK universities to have been awarded Charter Mark for excellence in customer service across our entire provision.
- We are among London's leading universities for employability - 94% of our students are in work or full-time further study six months after completing their programmes at UEL.
- We are among the top ten modern (post-1992) universities in the UK for research, according to the results of the most recent government research assessment exercise.
- We are one of the most diverse universities in the UK, bringing together students and researchers from more than 120 countries worldwide. More than 60% of our students are from ethnic minorities.
- We are a leader in widening participation to Higher Education to students from under-represented groups: over 40% of our students are from poorer socio-economic backgrounds, and many are the first in their families to go to university.

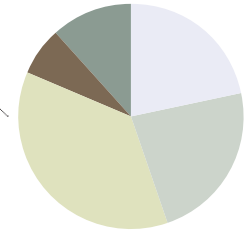
## STUDENT ENROLMENTS 2006/07

First Degree	BTEC	(HNC/HND)	Post Graduate	Total
Full Time	9661	402	2636	12699
Part Time / other	3706	1239	3080	8025
Total	13367	1641	5716	20724



## ETHNICITY 2006/07

Asian	4546
Black	4774
White	7549
Mixed Race	1484
Other	2371

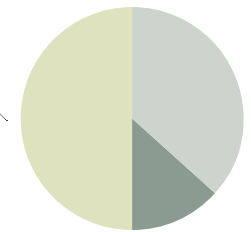


## GENDER 2006/07

Female	12067
Male	8657

## CURRENT STAFF NUMBERS:

	FT	PT	Total
Academic	474	242	716
Support & services	621	145	766
Total	1095	387	1482



## FINANCIAL INFORMATION:

£'000	2007	2006
Total income	108,206	93,569
Total expenditure	106,947	95,547
Surplus	1,259	(1,978)*
Net cash from operation	4,999	5,402
Fixed assets	141,851	123,824
Deposits and cash at year end	24,688	10,249

\* Surplus 17,343 after disposal of fixed assets



CUSTOMER SERVICE EXCELLENCE



INVESTOR IN PEOPLE